

STRATEGIQ BCI INCOME FUND OF FUNDS (B)

MINIMUM DISCLOSURE DOCUMENT 31 MARCH 2026
MANAGED BY: STRATEGIQ – AUTHORISED FSP 46624

Investment Objective

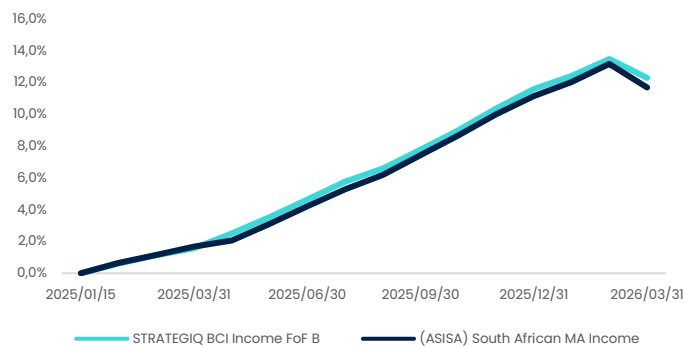
The STRATEGIQ BCI Income Fund of Funds is an income-generating portfolio that aims to achieve a high level of sustainable income and stability of capital invested.

Investment Policy

In order to achieve its objective, the investments normally to be included in the portfolio may comprise a combination of assets in liquid form, money market instruments, bonds, debentures, convertible securities, cash deposits, corporate debt, listed property, preference shares, non-equity securities, equity securities and any other securities which are considered to be consistent with the portfolio's primary objective. The portfolio's equity exposure, if any, will not exceed 10% of its net asset value. The portfolio may from time to time invest in listed and unlisted financial instruments. The manager may include forward currency, interest rate and exchange rate swap transactions.

The portfolio will consist of participatory interests and other forms of participation in local and global collective investment schemes, or similar schemes, from territories with a regulatory environment that meets the manager and trustee's standards for investor protection equivalent to that in South Africa, apart from assets in liquid form.

Performance (Net of fees)



Cumulative (%)	1 Year	3 Years	5 Years	10 Years	Since Inception
Fund	10,54	-	-	-	11,61
Fund Benchmark	9,84	-	-	-	10,96
Annualised (%)					
Fund	12,20	-	-	-	9,87
Fund Benchmark	11,87	-	-	-	9,33

Inception date: 16 Jan 2025
Annualised return is the weighted average compound growth rate over the period measured.

Highest and Lowest	Highest and Lowest			
Fund	1 Year	3 Years	Calendar year performance since inception	
Standard Deviation	2,12%	%	High	1,25%
Maximum Drawdown	-1,05%	%	Low	-1,05%

Monthly Returns (%)

	JAN	FEB	MAR	APR	MAY	JUN	JUL	AUG	SEP	OCT	NOV	DEC	YTD
2026	0,73	0,95	-1,05										0,63
2025	-	0,52	0,44	0,91	1,00	1,07	1,08	0,77	1,13	1,12	1,25	1,11	11,59

FUND INFORMATION

Portfolio Manager:	STRATEGIQ Capital (Pty) Ltd
Launch date:	16 Jan 2025
Portfolio Value:	R 442 221 899
NAV Price (Fund Inception):	100,00 cents
NAV Price as at month end:	105,04 cents
JSE Code:	STRFFB
ISIN Number:	ZAE000339495
ASISA Category:	SA Multi Asset Income
Fund Benchmark:	STeFI Composite
Minimum Investment Amount:	None
#Monthly Fixed Admin Fee:	Refer page 2 notes
Valuation:	Daily
Valuation time:	08:00 (T+1)
Transaction time:	14:00
Regulation 28:	Yes

Fee Structure

Annual Service Fee:	0.35% (Incl. VAT)
Performance Fee:	None
*Total Expense Ratio (TER):	Dec 25: 0.88% (PY:0.88%)
Performance fees incl in TER:	Dec 25: N/A (PY:N/A)
Portfolio Transaction Cost:	Dec 25: 0.05% (PY: 0.05%)
Total Investment Charge:	Dec 25 : 0.93% (PY: 0.93%)

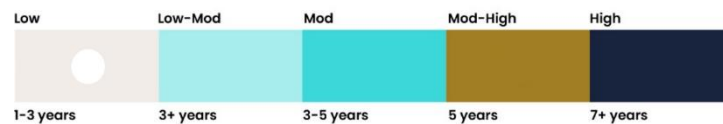
(All percentages include VAT, where applicable)

Income Distribution (cpu)

Apr-25	May-25	Jun-25	July-25	Aug-25	Sep-25
-	-	2.17	-	-	1.48
Oct-25	Nov-25	Dec-25	Jan-26	Feb-26	Mar-26
-	-	1.80	-	-	1.75

Date of Income Declaration: 31 March /30 June/ 30 September/ 31 December
Date of Income Payment: 2nd working day of Apr/Jul/Oct/Jan

Risk Profile



Low Risk

- The portfolio holds minimal equity exposure, resulting in lower volatility compared to medium or high-risk portfolios.
- Probability of losses is significantly reduced, prioritizing capital preservation and stability.
- Where the asset allocation contained in this MDD reflects offshore exposure, the portfolio is exposed to currency risks.
- The portfolio is subject to interest rate and credit/default risks due to its focus on income-generating assets such as bonds and money market instruments.
- This portfolio is suitable for conservative investors with short to medium-term investment horizons who value stability over higher returns.

STRATEGIQ BCI INCOME FUND OF FUNDS (B)

MINIMUM DISCLOSURE DOCUMENT 31 MARCH 2026
MANAGED BY: STRATEGIQ – AUTHORISED FSP 46624

INFORMATION AND DISCLOSURES

Risks

Certain investments - including those involving futures, options, equity swaps, and other derivatives may give rise to substantial risk and might not be suitable for all investors. Where foreign securities are included in the portfolio there may be additional risks such as potential constraints on liquidity and repatriation of funds, macroeconomic risk, political risk, foreign exchange risk, tax risk, settlement risk as well as potential limitations on the availability of market information.

Projected Total Expense Ratio (TER)

Please note: A higher TER ratio does not necessarily imply a poor return, nor does a low TER imply a good return. The current TER cannot be regarded as an indication of future TER's. Transaction Costs are a necessary cost in administering the Fund and impacts Fund returns. It should not be considered in isolation as returns may be impacted by many other factors over time including market returns, the type of Fund, the investment decisions of the investment manager and the TER. The prior year ("PY") TER and Transaction cost calculations are based upon the portfolio's direct costs for the financial year ended 31 December 2025, whilst the underlying portfolios' ratio and cost calculations are based upon their most recent published figures, being 31 December 2025.

Total Investment Charges

* Total Expense Ratio (TER)	Transactional Cost (TC)	Total Investment Charge (TER & TC)
0.88%	0.05%	0.94%
Of the value of the Fund was incurred as expenses relating to the administration of the Fund.	Of the value of the Fund was incurred as costs relating to the buying and selling of the assets underlying the Fund.	Of the value of the Fund was incurred as costs relating to the investment of the Fund.

Investment Manager

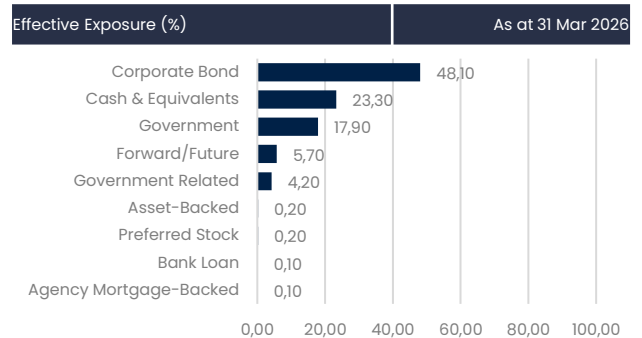
STRATEGIQ Capital (Pty) Ltd is an authorised Financial Service Provider FSP 46624.

- Additional information, including application forms, annual or quarterly reports can be obtained from BCI, free of charge or can be accessed on our website www.bcis.co.za.
- Valuation takes place daily and prices can be viewed on our website (www.bcis.co.za) or in the daily newspaper.
- Actual annual performance figures are available to existing investors on request.
- Upon request the Manager will provide the investor with portfolio quarterly investment holdings reports.

Management Company Information

Boutique Collective Investments (RF) (Pty) Limited
Catnia Building,
Bella Rosa Village, Bella Rosa Street,
Bellville, 7530
Tel: +27 (0)21 007 1500/1/2
+ Email: clientservices@bcis.co.za + www.bcis.co.za

Portfolio Holdings



May not add up to 100% due to rounding

Top Holdings (%)	As at 31 Mar 2026
Ninety One Diversified Income H	25,08
Prescient Income Provider B6	24,43
Matrix SCI Stable Income Fund B1	14,73
Nedgroup Inv Flexible Inc B1	14,65
PortfolioMetrix BCI Dynamic Income B1	11,26

Effective Annual Cost:

Boutique Collective Investments adopted the ASISA Standard on Effective Annual Cost ("EAC"). The EAC measure allows you to compare charges on your investments as well as their impact on your investment returns prior to investing. For further information regarding the ASISA Standard on Effective Annual Cost and access to the EAC calculator please visit our website at www.bcis.co.za. BCI calculates the EAC as per the ASISA standard for a period of 3 years up till the most recent TER reporting period.

Monthly Fixed Admin Fee: R15 excl. VAT which will apply to all direct investor accounts with balances of less than R100 000 at month end, unless an investor transacts online, in which case no such fee will be levied.

FAIS Conflict of Interest Disclosure

Please note that your financial advisor may be a related party to the co-naming partner and/or BCI. It is your financial advisor's responsibility to disclose all fees he/she receives from any related party. The portfolio's TER includes all fees paid by portfolio to BCI, the trustees, the auditors, banks, the co-naming partner, underlying portfolios, and any other investment consultants/managers as well as distribution fees and LISP rebates, if applicable. The portfolio's performance numbers are calculated net of the TER expenses. The investment manager earns a portion of the service charge and performance fees where applicable. In some instances portfolios invest in other portfolios which form part of the BCI Scheme. These investments will be detailed in this document, as applicable.

Custodian / Trustee Information

The Standard Bank of South Africa Limited
Tel: 021 441 4100



At STRATEGIQ we are committed to long-term investing which is why we value lasting partnerships built on shared trust and a deep understanding of our client's needs.

Our strategic investing approach is driven by independent thinking and guided by thoughtful research. All our services are underpinned by a disciplined and rigorous investment process.

Our purpose is to provide our clients with a trusted partner in discretionary fund management services focused on providing bespoke and scalable investment solutions.

Our portfolio solutions span across the risk spectrum helping clients achieve their unique investment goals.



Telephone: 27 (0)21 401 8940
Email: info@strategiq.co.za

www.strategiq.co.za

CAPE TOWN:
201, Cape Quarter
27 Somerset Road
De Waterkant, Cape Town 8001

JOHANNESBURG:
Suite 28, One Sturdee Avenue
Rosebank
Johannesburg 2196

STRATEGIQ Capital (Pty) Limited is an authorised financial services provider (FSP Licence No: 46624)

DISCLAIMER: Boutique Collective Investments (RF) ("BCI") Ltd is part of the Apex Group Ltd. BCI is a registered Manager of the Boutique Collective Investments Scheme, approved in terms of the Collective Investments Schemes Control Act, No 45 of 2002 and is a full member of ASISA. Collective Investment Schemes in securities are generally medium to long term investments. The value of participatory interests may go up or down and past performance is not necessarily an indication of future performance. BCI does not guarantee the capital or the return of a portfolio. Collective Investments are traded at ruling prices and can engage in borrowing and scrip lending. A schedule of fees, charges and maximum commissions is available on request. BCI reserves the right to close the portfolio to new investors and reopen certain portfolios from time to time in order to manage them more efficiently. Additional information, including application forms, annual or quarterly reports can be obtained from BCI, free of charge. Performance figures quoted for the portfolio are from Morningstar, as at the date of this minimum disclosure document for a lump sum investment, using NAV-NAV with income reinvested and do not take any upfront manager's charge into account. Income distributions are declared on the ex-dividend date. Actual investment performance will differ based on the initial fees charge applicable, the actual investment date, the date of reinvestment and dividend withholding tax. BCI retains full legal responsibility for the third party named portfolio. Although reasonable steps have been taken to ensure the validity and accuracy of the information in this document, BCI does not accept any responsibility for any claim, damages, loss or expense, however it arises, out of or in connection with the information in this document, whether by a client, investor or intermediary. This document should not be seen as an offer to purchase any specific product and is not to be construed as advice or guidance in any form whatsoever. Investors are encouraged to obtain independent professional investment and taxation advice before investing with or in any of BCI's products. Access the BCI Privacy Policy and the BCI Terms and Conditions on the BCI website (www.bcis.co.za). A fund of funds is a portfolio that invests in portfolios of collective investment schemes that levy their own charges, which could result in a higher fee structure.

*The full details and basis of the award are available from the manager.