

# METHODICAL BCI EQUITY PRESERVER FUND B1

Minimum Disclosure Document (Fund Factsheet)

As of 2024/12/31

METHODICAL  
INVESTMENT MANAGEMENT

## OBJECTIVE AND INVESTMENT POLICY SUMMARY

The portfolio objective is to deliver capital growth over the medium to long term while employing some level of capital preservation via asset diversification and through the systematic application of equity hedging strategies using derivative instruments. The hedging strategies will be designed and monitored using quantitative modelling to ensure effective hedging and to test the robustness of the hedging through stress testing for large market movements. The hedging strategies will be used for efficient portfolio management and to the extent permitted by legislation. Since the portfolio maintain a high strategic equity market allocation, the impact of the hedging strategies will cause the effective equity exposure within the portfolio to vary over a wide range. The portfolio's investment universe consists of equity securities, bonds, preference shares, property shares and property related securities listed on exchanges, interest bearing instruments as well as assets in liquid form. The portfolio may also invest in participatory interests and other forms of participation in portfolios of collective investment schemes. The portfolio may from time to time invest in listed and unlisted financial instruments.

## FUND INFORMATION

Portfolio Manager	Sybrandt du Preez
Fund Classification	SA Multi Asset Flexible
Currency	South African Rand
Domicile	South Africa
Fund Size	R 481 881 938,80

Income Declaration Dates	30 June & 31 December
Inception Date	10 December 2018
Benchmark	65% FTSE JSE All Share Index (J203), 35% SteFI Composite Index
Minimum Investment	N/A

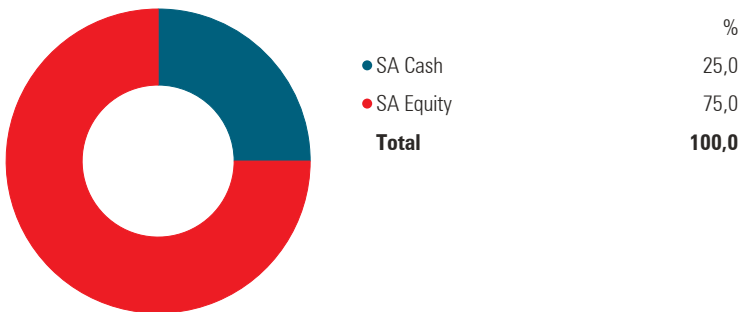
Price (NAV) per unit	R 1,29
Latest Distribution	31 December 2024 : 02.05cpu
Previous Distribution	30 June 2024 : 02.60 cpu
Total Expense Ratio (TER) (incl. VAT) 2024/09/30	0.99% (PY: 0.99%)
Transaction Cost (incl. VAT)	0.10% (PY: 0.10%)
Total Investment Charge (incl. VAT)	1.09% (PY: 1.09%)

Transaction Cut-Off Time	14:00
Valuation Cut-Off Time	15:00
ISIN	ZAE000265856

Highest Rolling 1 Year	20.24%
Lowest Rolling 1 Year	-3.83%

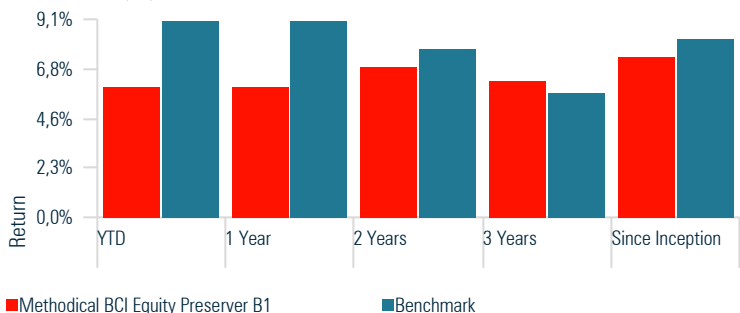
## ASSET ALLOCATION

Portfolio Date: 2024/12/31



## RETURNS

As of Date: 2024/12/31

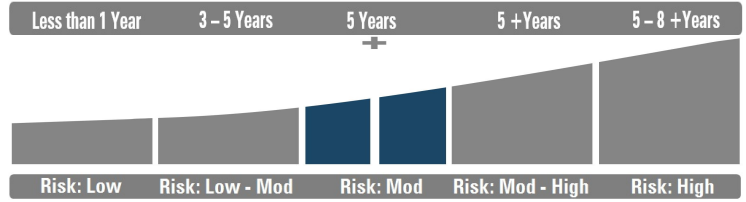


Methodical Investment Management (Pty) Ltd is an Authorised Financial Services Provider FSP 44480

+27 21 200 5920 alpha@methodical.co.za www.methodical.co.za 3 Cardiff Castle, 58 Main Street, Newlands, 7700, Cape Town

Source: Morningstar Direct

## RISK PROFILE RANGE



This portfolio holds more equity exposure than a medium risk portfolio but less than a high-risk portfolio. In turn the expected volatility is higher than a medium risk portfolio, but less than a high-risk portfolio. The probability of losses is higher than that of a medium risk portfolio, but less than a high-risk portfolio and the expected potential long term investment returns could therefore be higher than a medium risk portfolio. Where the asset allocation contained in this MDD reflects offshore exposure, the portfolio is exposed to currency risks. The portfolio is exposed to equity as well as default and interest rate risks. Therefore, it is suitable for medium to long term investment horizons.

## WHY CHOOSE THIS FUND

### COVERED DOMESTIC EQUITY EXPOSURE

The Fund targets stable equity market related returns but with reduced volatility.

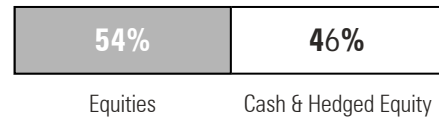
### ASYMMETRIC OVERLAYS

Some upside is capped in order to provide cushioning against downside losses.

### QUANTITATIVE INVESTMENT STRATEGY

Systematic decision making process is informed by data rather than sentiment.

## EFFECTIVE EXPOSURE



The exposure to equities will vary over time due to the impact of the hedging strategies. This effective equity exposure will normally range between 40% to 70%.

## ANNUALISED PERFORMANCE

	YTD	1 Year	2 Years	3 Years	5 Years	Since Inception
Methodical BCI Equity Preserver B1	5,97	5,96	6,90	6,28	7,68	7,45
Benchmark	9,13	9,11	7,81	5,69	7,74	8,26

Highest and lowest rolling returns indicate what an investor would have realized while being invested in the fund over any 12month period since the fund inception date. Investment returns and fees/expense ratios calculated with reference to Class B1. Investment returns are calculated using net NAV to NAV numbers with income reinvested. The performance for each period is reflected in the return for investors who have been fully invested for that period. Individual investor performance may differ as a result of initial fees, the actual investment date, the date of reinvestments and dividend withholding tax. Full investment return calculations are available from the manager on request.

Annualised return is the geometric compound growth rate over the period measured.

Illustrative investment performance together with portfolio performance tables may only be used to show the effect of costs and other factors that impact investment performance and not for showing portfolio performance.

FUND  
ROCK

BOUTIQUE  
COLLECTIVE  
INVESTMENTS

# METHODICAL BCI EQUITY PRESERVER FUND B1

Minimum Disclosure Document (Fund Factsheet)

METHODICAL  
INVESTMENT MANAGEMENT

As of 2024/12/31

## DISCLAIMER

**Boutique Collective Investments (RF) (Pty) Ltd ("BCI")** is part of the Apex Group Ltd. BCI is a registered Manager of the Boutique Collective Investments Scheme, approved in terms of the Collective Investments Schemes Control Act, No 45 of 2002 and is a full member of ASISA. Collective Investment Schemes in securities are generally medium to long term investments. The value of participatory interests may go up or down and past performance is not necessarily an indication of future performance. BCI does not guarantee the capital or the return of a portfolio. Collective Investments are traded at ruling prices and can engage in borrowing and scrip lending. A schedule of fees, charges and maximum commissions is available on request. BCI reserves the right to close the portfolio to new investors and reopen certain portfolios from time to time in order to manage them more efficiently. Additional information, including application forms, annual or quarterly reports can be obtained from BCI, free of charge. Performance fees are calculated and accrued on a daily basis based upon the daily outperformance, in excess of the benchmark, multiplied by the share rate and paid over to the manager monthly. Performance figures quoted for the portfolio are from Morningstar, as at the date of this minimum disclosure document for a lump sum investment, using NAV-NAV with income reinvested and do not take any upfront manager's charge into account. Income distributions are declared on the ex-dividend date. Actual investment performance will differ based on the initial fees charge applicable, the actual investment date, the date of reinvestment and dividend withholding tax. BCI retains full legal responsibility for the third party named portfolio. Although reasonable steps have been taken to ensure the validity and accuracy of the information in this document, BCI does not accept any responsibility for any claim, damages, loss or expense, however it arises, out of or in connection with the information in this document, whether by a client,

investor or intermediary. This document should not be seen as an offer to purchase any specific product and is not to be construed as advice or guidance in any form whatsoever. Investors are encouraged to obtain independent professional investment and taxation advice before investing with or in any of BCI's products.

**Access the BCI Privacy Policy and the BCI Terms and Conditions on the BCI website ([www.bcis.co.za](http://www.bcis.co.za)).**

## FAIS Conflict of Interest Disclosure

Please note that your financial advisor may be a related party to the co-naming partner and/or BCI. It is your financial advisor's responsibility to disclose all fees he/she receives from any related party. The portfolio's TER includes all fees paid by portfolio to BCI, the trustees, the auditors, banks, the co-naming partner, underlying portfolios, and any other investment consultants/managers as well as distribution fees and LISP rebates, if applicable. The portfolio's performance numbers are calculated net of the TER expenses. The investment manager earns a portion of the service charge and performance fees where applicable. In some instances, portfolios invest in other portfolios which form part of the BCI Scheme. These investments will be detailed in this document, as applicable.

## INFORMATION AND DISCLOSURES

### Risks:

Certain investments - including those involving futures, options, equity swaps, and other derivatives may give rise to substantial risk and might not be suitable for all investors. Where foreign securities are included in the portfolio there may be additional risks such as potential constraints on liquidity and repatriation of funds, macroeconomic risk, political risk, foreign exchange risk, tax risk, settlement risk as well as potential limitations on the availability of market information.

### Total Expense Ratio (TER):

Please note: A higher TER ratio does not necessarily imply a poor return, nor does a low TER imply a good return. The current TER cannot be regarded as an indication of future TER's. Transaction Costs are a necessary cost in administering the Fund and impacts Fund returns. It should not be considered in isolation as returns may be impacted by many other factors over time including market returns, the type of Fund, the investment decisions of the investment manager and the TER. The prior year ("PY") TER and Transaction cost calculations are based upon the portfolio's direct costs for the financial year ended 31 December 2023, whilst the underlying portfolios' ratio and cost calculations are based upon their most recent published figures, being 30 September 2024.

### Effective Annual Cost:

Boutique Collective Investments adopted the ASISA Standard on Effective Annual Cost ("EAC"). The EAC measure allows you to compare charges on your investments as well as their impact on your investment returns prior to investing. For further information regarding the ASISA Standard on Effective Annual Cost and access to the EAC calculator please visit our website at [www.bcis.co.za](http://www.bcis.co.za). BCI calculates the EAC as per the ASISA standard for a period of 3 years up till the most recent TER reporting period.

#Monthly Fixed Admin Fee: R15 excl. VAT which will apply to all direct investor accounts with balances of less than R100 000 at month end, unless an investor transacts online, in which case no such fee will be levied.

### Fee Structure:

Annual Service Fee: 0.92% (Incl. VAT)  
Initial Advisory Fee (Max): 3.45% (Incl. VAT)  
Annual Advice Fee: 0 - 1.15% (if applicable)  
Initial Fee: 0.00% (Incl. VAT)  
Performance Fee: None

**Issue Date: 17 January 2025**

## INVESTMENT MANAGER

Methodical Investment Management (Pty) Ltd is an authorised Financial Services Provider FSP 44480.

Additional information, including application forms, annual or quarterly reports can be obtained from BCI, free of charge or can be accessed on our website [www.bcis.co.za](http://www.bcis.co.za)

- Valuation takes place daily and prices can be viewed on our website ([www.bcis.co.za](http://www.bcis.co.za)) or in the daily newspaper.
- Actual annual performance figures are available to existing investors on request.
- Upon request the Manager will provide the investor with portfolio quarterly investment holdings reports

### Ross Reuvers

Key Individual, Methodical Investment Management (Pty) LTD  
[ross@methodical.co.za](mailto:ross@methodical.co.za)

## MANAGEMENT COMPANY INFORMATION

Boutique Collective Investments (RF) (Pty) Ltd

Catnia Building, Bella Rosa Village, Bella Rosa Street, Bellville, 7530  
Tel: +27 (0)21 007 1500/1/2  
+ Email: [clientservices@bcis.co.za](mailto:clientservices@bcis.co.za) + [www.bcis.co.za](http://www.bcis.co.za)

## CUSTODIAN/TRUSTEE INFORMATION

**Standard Bank of South Africa Ltd**

Tel no : +27 (21) 441 4100

Methodical Investment Management (Pty) Ltd is an Authorised Financial Services Provider FSP 44480

+27 21 200 5920    [alpha@methodical.co.za](mailto:alpha@methodical.co.za)    [www.methodical.co.za](http://www.methodical.co.za)    3 Cardiff Castle, 58 Main Street, Newlands, 7700, Cape Town

Source: Morningstar Direct



BOUTIQUE  
COLLECTIVE  
INVESTMENTS