

## FUND DETAILS

<b>Fund objective</b>	To provide the investor with a high level of income and stable capital growth.
<b>Benchmark</b>	CPI+3% p.a.
<b>Secondary objective</b>	Not to have a negative return over any rolling 12 month period.
<b>Recommended Investment Term</b>	3 years +
<b>Classification</b>	SA Multi Asset Low Equity
<b>Regulation 28 compliant</b>	Yes
<b>Portfolio Manager</b>	Tavonga Chivizhe

## INVESTMENT STRATEGY

The fund targets a return, net of fund management fees, of inflation plus three percent over a three year period whilst actively minimising the level of risk. To achieve this, a multi manager approach is used to benefit from a combination of fund managers that complement each other in their investment styles and processes. The fund is managed actively to enhance returns by allocating capital to asset classes based on valuations and long term potential growth. Risk is managed by diversifying the capital between different asset classes and fund managers. The fund will never have an equity exposure of more than 40%.

## RISK PROFILE

Money Market	Capital Protection	Capital Preservation	Capital Growth
--------------	--------------------	----------------------	----------------

This portfolio has low or no equity exposure, resulting in far less volatility than more aggressive mandated portfolios and in turn the probability of a long-term capital loss is much less likely. However, expected potential long term investment returns could be lower over the medium to long term. Where the asset allocation contained in this MDD reflect offshore exposure, the portfolio is exposed to currency risks. The portfolio is exposed to default and interest rate risks. Therefore, it is suitable for short to medium term investment horizons.

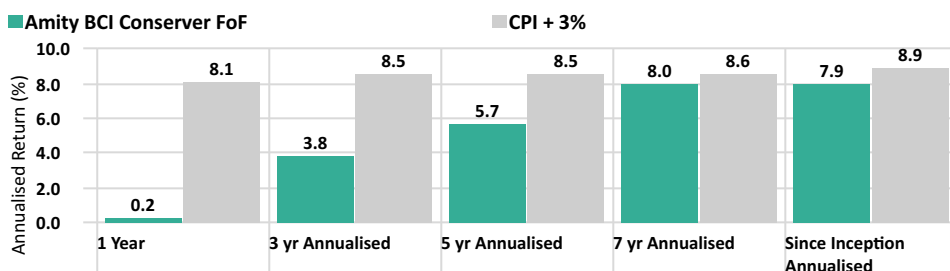
## TECHNICAL OVERVIEW

<b>Portfolio value:</b>	R 279m
<b>Buying Price:</b>	100 cents
<b>Inception Date:</b>	05 February 2008
<b>Income Distribution:</b>	Quarterly
<b>Date of income declaration:</b>	28 Feb / 31 May/31 Aug / 30 Nov
<b>Date of income payment:</b>	2nd working day of March/June/Sep/Dec
<b>2017 Distribution (cpu):</b>	Feb 1.62; May 0.59; Aug 1.25; Nov 1.16
<b>2018 Distribution (cpu):</b>	Feb 1.20; May 1.21; Aug 1.74
<b>Minimum lump sum:</b>	None #
<b>Minimum monthly investment:</b>	None
<b>Valuation time:</b>	08h00 (T+1)
<b>Transaction time:</b>	14h00
<b>ISIN:</b>	ZAE000108551
<b>JSE Ticker:</b>	MACF

## FEE STRUCTURE

<b>Manager's upfront charge (max):</b>	0.00% (incl. VAT)
<b>FSP upfront comm (max):</b>	0.00% (incl. VAT)
<b>Annual Service Fee:</b>	1.15% (incl. VAT)
<b>*Total Expense Ratio (TER):</b>	Jun 18: 2.24% (PY): 2.28%
<b>Performance fees incl in TER:</b>	Jun 18: N/A
<b>Portfolio Transaction Cost:</b>	Jun 18: 0.11% (PY): 0.08%
<b>Total Investment Charge:</b>	Jun 18: 2.35% (PY): 2.36%
	<i>All Values (incl. VAT)</i>

## PERFORMANCE (NET OF FEES)



Annualised return is the weighted average compound growth rate over the period measured

## HISTORIC HIGHEST/LOWEST FUND PERFORMANCE

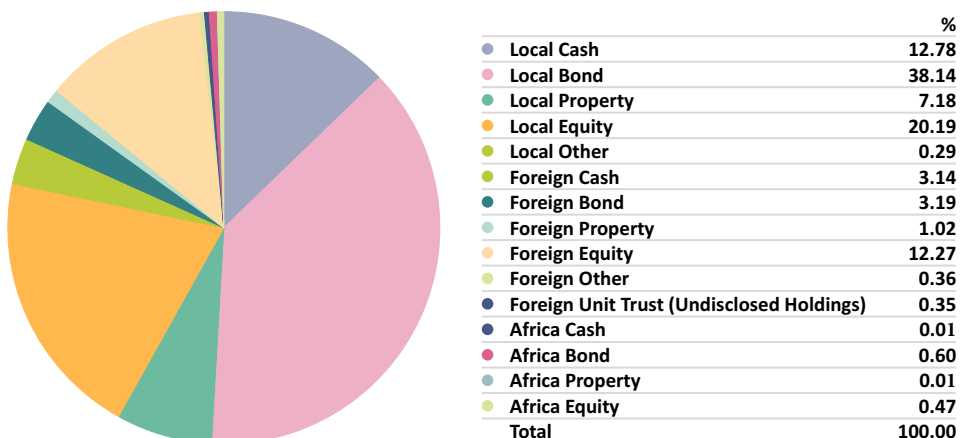
<b>Highest 1 year rolling return</b>	21.81%
<b>Lowest 1 year rolling return</b>	0.20%

## RISK ADJUSTED MEASURES

<b>Std Dev (3 years annualised)</b>	4.62%
-------------------------------------	-------

## ASSET ALLOCATION (Net)

Portfolio Date: 2018-09-30

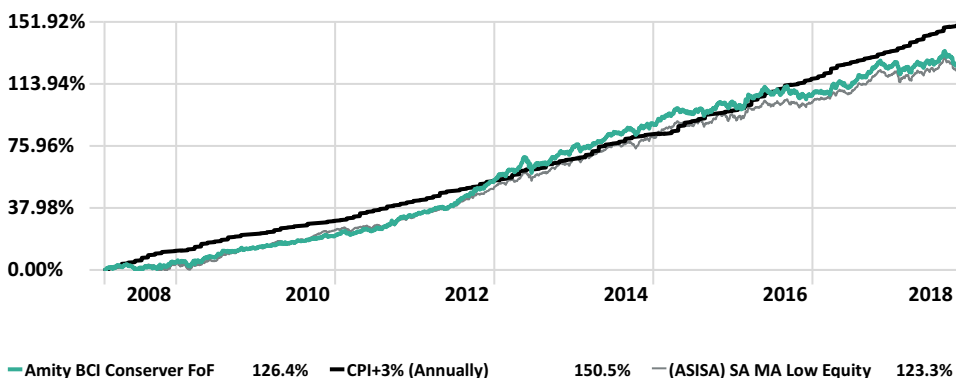


## TOP HOLDINGS

Prudential Inflation Plus	Multi Asset
Coronation Balanced Defensive	Multi Asset
Sanlam Select Defensive Balanced	Multi Asset
Amity BCI Stable Select	Multi Asset
Allan Gray Stable	Multi Asset
PSG Stable	Multi Asset
Local cash & money market	

## INVESTMENT GROWTH (Cumulative)

Time Period: 2008-02-07 to 2018-10-31



## AMITY BCI CONSERVER FUND OF FUNDS

31 October 2018

### FAIS CONFLICT OF INTEREST DISCLOSURE

Please note that your financial advisor may be a related party to Amity Investment Solutions and/or Boutique Collective Investments (BCI). Your financial advisor does not receive any fees from Amity Investment Solutions or BCI, unless specifically agreed to in writing between the financial advisor, client and BCI. The portfolio's performance figures are reported net of the TER expenses. The investment manager earns a portion of the service charge. In some instance portfolios invest in other portfolios which forms part of the BCI Schemes. These investments will be detailed in this document, as applicable.

BCI	Amity Investment Solutions Pty (Ltd)	Distributor	LISP	Service Fee (Excl. VAT)
Up to 0.15%	Up to 0.85%	Up to 0.00%	Up to 0.00%	Up to 1.00%

### \*TOTAL EXPENSE RATIO (TER) AND TRANSACTION COST (INCLUDING VAT)

Please note: A higher TER ratio does not necessarily imply a poor return, nor does a low TER imply a good return. The current TER cannot be regarded as an indication of future TER's. Transaction costs are a necessary cost in administering the Fund and impacts Fund returns. It should not be considered in isolation as returns may be impacted by many other factors over time including market returns, the type of Fund, the investment decisions of the investment manager and the TER. The prior year (PY) TER and Transaction Costs calculations are based upon the portfolio's direct costs for the financial year ended 31 August 2017, whilst the underlying portfolio's ratio and cost calculations are based upon their most recent published figures, being 31 March 2018.

Portfolio ongoing fees	Fund
Total Expense Ratio (incl VAT)	2.24%
Transaction Costs (incl. VAT)	0.11%
Total Investment Charge (TER + TC)	2.35%
Performance fees	N/A

**Effective Annual Cost ("EAC"):** Boutique Collective Investments adopted the ASISA Standard on Effective Annual Cost ("EAC"). The EAC measure allows you to compare charges on your investments as well as their impact on your investment returns prior to investing. For further information regarding the ASISA Standard on Effective Annual Cost and access to the EAC calculator please visit our website at [www.bcis.co.za](http://www.bcis.co.za)

#Monthly Fixed Administration Fee: R10 excluding VAT which will apply to all direct investor accounts with balances of less than R100 000 at month end, unless an investor transacts online, in which case no such fee will be levied

### KEY INFORMATION DISCLOSURES

#### Term of investment:

- The suggested minimum term of investment in this fund is 3 years.

#### Terms, conditions and exclusions:

- Investments to be included in the Amity BCI Conserver Fund of Funds will, apart from assets in liquid form, consists solely of participatory interests and other forms of participation of local and global collective investment schemes, or other similar schemes operated in territories with a regulatory environment which is to the satisfaction of the manager and trustee of a sufficient standard to provide investor protection at least equivalent to that in South Africa and which is consistent with the portfolio's primary objective.
- Although it is not guaranteed, the fund has a secondary objective not to lose capital over any twelve month period.
- If any income and/or withdrawals by the client from this fund are higher than the net growth of the portfolio, it will have a negative impact on the investor's investment capital.
- This portfolio is aimed at achieving higher investment returns than money in a fixed deposit or money market funds, which would attract higher investment risks than those associated with fixed interest investments.
- Any investment in the fund may be withdrawn and/or transferred to another fund by the investor giving written notice, subject to any limitations which may apply in terms of other legislation.
- There are no penalties in the Amity BCI Conserver Fund of Funds for early withdrawal of funds.
- The current material tax implications in terms of current legislation are as follows:
  - Interest declared in the fund is taxable. Certain tax exemptions may apply.
  - Dividend Withholding Tax is payable on dividends earned where relevant.
  - Income payable from this investment will be dealt with in accordance with the provisions set out in the Income Tax Act.
  - Capital withdrawals from this fund may be subject to capital gains tax.

#### Fees:

- The Amity BCI Conserver Fund of Funds fee structure includes the following items: all management fees, Brokerage, Auditor's fees, Bank charges, Trustees fees, and performance fees. The fees as disclosed above exclude: Financial Advisor fees (if applicable) and Linked Investment Service Provider fees (if applicable)



#### Management Company Information

Boutique Collective Investments (RF) (Pty) Limited.  
 Catnia Building, Bella Rosa Village, Bella Rosa Street,  
 Bellville, 7530.

#### Investment Manager

Amity Investment Solutions (Pty) Ltd  
 Reg No: 1994/007885/07  
 Authorised Financial Service Provider  
 FSP 29661

#### Custodian/Trustee Information

The Standard Bank of South Africa Limited  
 Tel: 021 441 4100

#### Additional Information

Additional information, including application forms, annual or quarterly reports can be obtained from BCI, free of charge or can be accessed on our website [www.bcis.co.za](http://www.bcis.co.za). Valuation takes place daily and prices can be viewed on our website ([www.bcis.co.za](http://www.bcis.co.za)) or in the daily newspaper. Actual annual performance figures are available to existing investors on request. Upon request the Manager will provide the investor with portfolio quarterly investment holdings reports. Boutique Collective Investments (RF) (Pty) Ltd ("BCI") is a registered Manager of the Boutique Collective Investments Scheme, approved in terms of the Collective Investments Schemes Control Act, No 45 of 2002 and is a full member of the Association for Savings and Investment SA. Collective Investment Schemes in securities are generally medium to long term investments. The value of participatory interests may go up or down and past performance is not necessarily an indication of future performance. The Manager does not guarantee the capital or the return of a portfolio. Collective Investments are traded at ruling prices and can engage in borrowing and scrip lending. A schedule of fees, charges and maximum commissions is available on request. BCI reserves the right to close the portfolio to new investors and reopen certain portfolios from time to time in order to manage them more efficiently. Performance figures quoted for the portfolio are from Morningstar, as at the date of this minimum disclosure document for a lump sum investment, using NAV-NAV with income reinvested and do not take any upfront manager's charge into account. Income distributions are declared on the ex-dividend date. Actual investment performance will differ based on the initial fees charge applicable, the actual investment date, the date of reinvestment and dividend withholding tax. Investments in foreign securities may include additional risks such as potential constraints on liquidity and repatriation of funds, macroeconomic risk, political risk, foreign exchange risk, tax risk, settlement risk as well as potential limitations on the availability of market information. Certain investments – including those involving futures, options, equity swaps, and other derivatives may give rise to substantial risk and might not be suitable for all investors. Boutique Collective Investments (RF) Pty Ltd retains full legal responsibility for the third party named portfolio. Although reasonable steps have been taken to ensure the validity and accuracy of the information in this document, BCI does not accept any responsibility for any claim, damages, loss or expense, however it arises, out of or in connection with the information in this document, whether by a client, investor or intermediary. This document should not be seen as an offer to purchase any specific product and is not to be construed as advice or guidance in any form whatsoever. Investors are encouraged to obtain independent professional investment and taxation advice before investing with or in any of BCI/the Manager's products. A fund of funds is a portfolio that invests in portfolios of collective investment schemes that levy their own charges, which could result in a higher fee structure.