



Amity BCI Equity Class A

Minimum Disclosure Document

As of 2024/12/31

What goal is this solution appropriate for?

This fund is appropriate for investors seeking to share in the growth of the equity market over the long term and who are willing to tolerate the up and down movement of the market over the short term. The fund is appropriate for investors with an investment horizon longer than 5 years.

Key Information

Fund Objective	The fund aims to provide investors with sustainable long term capital growth.
Benchmark	FTSE/JSE Capped SWIX All Share Index (J433T)
ASISA Category	(ASISA) South African EQ General
Regulation 28 Compliant	No
Portfolio Manager	Rademeyer Vermaak & Andrew Cuffe
Inception Date	01 October 2024

Risk Profile



The fund is aggressive in nature and will experience high levels of volatility in line with equity markets which may lead to capital losses over the short term.

Risks include market volatility, company specific risk and economic risk.

Investment Strategy

The Amity BCI Equity Fund invests in South African equities and is managed by combining bottom-up fundamental factors and quantitative analysis. The strategy is designed to invest in companies that have quality financial statements, show potential to consistently grow earnings and present good value at any point in time.

Portfolio construction and risk management form an integral part of the investment process. The fund invests in the constituents of the FTSE/JSE Index and is unconstrained. Stocks are scored on multiple factors using a bottom-up approach. The multiple investment style scores are blended to construct an optimally diversified portfolio. The portfolio may also hold a small portion in cash instruments and listed derivatives to effect efficient portfolio management. The portfolio's equity exposure will always exceed 80% of its net asset value.


Fund Performance (net of fees)



As of Date: 2024/12/31	
Annualised*	1 Year
Amity BCI Equity Fund A	—

*Annualised return is the weighted average compound growth rate over the period measured.

Since Inception Investment Growth



Statistics (%)

Risk Statistics	
Source Data: Monthly Return	
Max Drawdown	—
Max Gain	—
Up Number	—

Historic Returns

Best 1 year rolling return	—
Worst 1 year rolling return	—

Investment Manager:

Sub Investment Manager:

Administration:



STANLIB



Amity BCI Equity Class A


Minimum Disclosure Document

As of 2024/12/31

Fund Positioning and Distributions

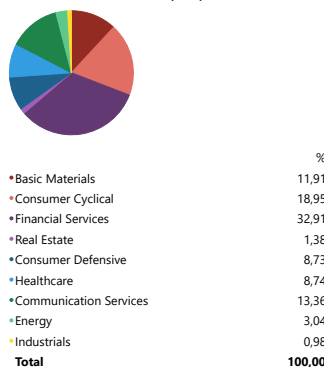
Asset Allocation

Portfolio Date: 2024/11/30



Sector allocation (Industry) (%)

Portfolio Date: 2024/11/30



Top Holdings

Portfolio Date: 2024/11/30

Naspers Ltd
 Avi Limited
 Clicks Group Limited
 Mr Price Group Ltd
 Harmony Gold Mining Co., Ltd.
 Investec PLC
 Capitec Bank Holdings Limited
 Shoprite Holdings Limited
 Truworths International Limited
 Sanlam Ltd

Fund Distributions

Income Distribution	Semi Annually
Dates of Income Declaration	30 Jun / 31 Dec
Date of Income Payment	2nd working day of Jul / Jan
2024 Distribution (CPU):	Jun 0,00, Dec 0,21

Fee Structure and Technical Information

Annual Service Fee (Incl VAT)

1.15%

Initial Fee

0.00%

Performance Fee

0.00%

Portfolio Ongoing Fees (incl VAT)

		Previous Year (PY)
Transaction Costs (TC)	—	—
Total Expense Ratio (TER)	—	—
Total Investment Charge (TER + TC)	—	—

Technical

Portfolio Size (millions)	R155,80	NAV (CPU)	R0,98
Minimum Investment	None	Valuation Time	15h00
Original Buying Price	100 cents	Transaction Time	14h00
JSE Ticker	AMBEFA	ISIN	ZAE000338893

Fee Disclosure

Please note: A higher TER ratio does not necessarily imply a poor return, nor does a low TER imply a good return. The current TER cannot be regarded as an indication of future TER's. Transaction costs are a necessary cost in administering the Fund and impacts Fund returns. It should not be considered in isolation as returns may be impacted by many other factors over time including market returns, the type of Fund, the investment decisions of the investment manager and the TER. The prior year ("PY") TER and Transaction costs calculations are based upon the portfolio's direct costs for the financial year ended 31 December 2023, whilst the underlying portfolios' ratio and cost calculations are based upon their most recent published figures, being 30 September 2024.

Effective Annual Cost: Boutique Collective Investments adopted the ASISA Standard on Effective Annual Cost ("EAC"). BCI calculates the EAC as per the ASISA standard for a period of 3 years up till the most recent TER reporting date. The EAC measure allows you to compare charges on your investments as well as their impact on your investment returns prior to investing. For further information regarding the ASISA Standard on Effective Annual Cost and access to the EAC calculator please visit our website at www.bcis.co.za. Access the BCI Privacy Policy and the BCI Terms and Conditions on the BCI website (www.bcis.co.za).

#Monthly Fixed Administration Fee: R15 excluding VAT which will apply to all direct investor accounts with balances of less than R100 000 at month end, unless an investor transacts online, in which case no such fee will be levied.

Disclosures

Investment Manager:

Amity Investment Solutions (Pty) Ltd Reg No: 1994/007885/07
 Authorised Financial Service Provider FSP 29661
 Appointed sub-manager:
 Stanlib Asset Management (Pty) Ltd. FSP 719

Management Company Information

Boutique Collective Investments (RF)
 (Pty) Limited.
 Catnia Building, Bella Rosa Village,
 Bella Rosa Street, Bellville, 7530
 Tel: +27 (0)21 007 1500/1/2

Custodian/Trustee Information

The Standard Bank of South
 Africa Limited
 Tel: 021 441 4100

Contact details:

Tel: 087 980 5321
 Email: enquiries@amity.co.za
www.amity.co.za

Boutique Collective Investments (RF) (Pty) ("BCI") Ltd is part of the Apex Group Ltd. BCI is a registered Manager of the Boutique Collective Investments Scheme, approved in terms of the Collective Investments Schemes Control Act, No 45 of 2002 and is a full member of ASISA. Collective Investment Schemes in securities are generally medium to long term investments. The value of participatory interests may go up or down and past performance is not necessarily an indication of future performance. BCI does not guarantee the capital or the return of a portfolio. Collective Investments are traded at ruling prices and can engage in borrowing and scrip lending. A schedule of fees, charges and maximum commissions is available on request. BCI reserves the right to close the portfolio to new investors and reopen certain portfolios from time to time in order to manage them more efficiently. Additional information, including application forms, annual or quarterly reports can be obtained from BCI, free of charge. Performance figures quoted for the portfolio are from Morningstar, as at the date of this minimum disclosure document for a lump sum investment, using NAV-NAV with income reinvested and do not take any upfront manager's charge into account. Income distributions are declared on the ex-dividend date. Actual investment performance will differ based on the initial fees charge applicable, the actual investment date, the date of reinvestment and dividend withholding tax. BCI retains full legal responsibility for the third party named portfolio. Although reasonable steps have been taken to ensure the validity and accuracy of the information in this document, BCI does not accept any responsibility for any claim, damages, loss or expense, however it arises, out of or in connection with the information in this document, whether by a client, investor or intermediary. This document should not be seen as an offer to purchase any specific product and is not to be construed as advice or guidance in any form whatsoever. Investors are encouraged to obtain independent professional investment and taxation advice before investing with or in any of BCI's products. Access the SCI Privacy Policy and the BCI Terms and Conditions on the BCI website (www.bcis.co.za). A fund of funds is a portfolio that invests in portfolios of collective investment schemes that levy their own charges, which could result in a higher fee structure.