

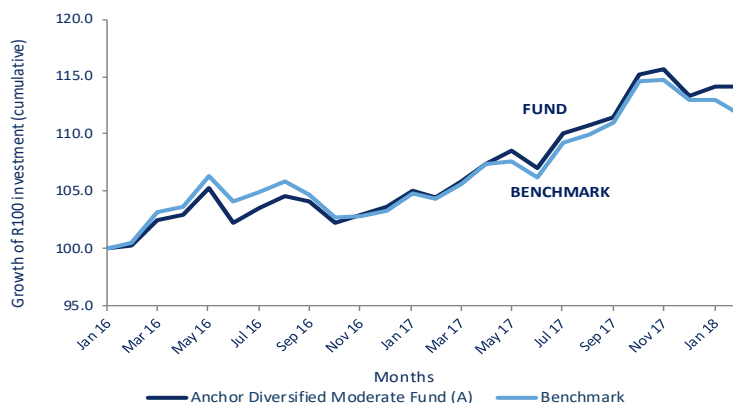
INVESTMENT OBJECTIVE

The Anchor BCI Diversified Moderate Fund is a multi-managed portfolio with a moderate risk profile that aims to provide investors with a moderate long-term total return. This Fund is appropriate for clients who want exposure to Anchor's capabilities in a solution that is appropriately blended and diversified with other offerings to ensure a more consistent return profile.

INVESTMENT PHILOSOPHY

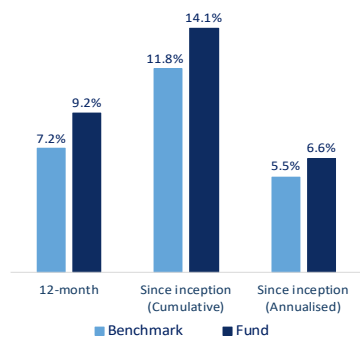
The portfolio will be managed in compliance with prudential investment guidelines for retirement funds in South Africa to the extent allowed for by the Act. The portfolio's equity exposure is limited to a maximum of 60% of the portfolio's net asset value. In order to achieve its objective, the investments normally to be included in the portfolio may comprise a combination of assets in liquid form, money-market instruments, interest-bearing securities, bonds, debentures, corporate debt, equity securities, other interest-bearing securities, property securities, preference shares, convertible equities and non-equity securities. The portfolio may, from time to time, invest in listed and unlisted financial instruments. The manager may also include forward currency, interest rate and exchange-rate swap transactions for efficient portfolio management purposes.

CUMULATIVE PERFORMANCE VS. BENCHMARK SINCE INCEPTION



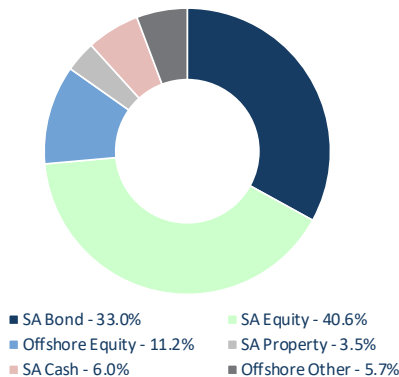
Investment performance is for illustrative purposes only and calculated by taking actual initial fees and ongoing fees into account for amount shown with income reinvested on reinvestment date.

PERFORMANCE AT 28 FEB 2018

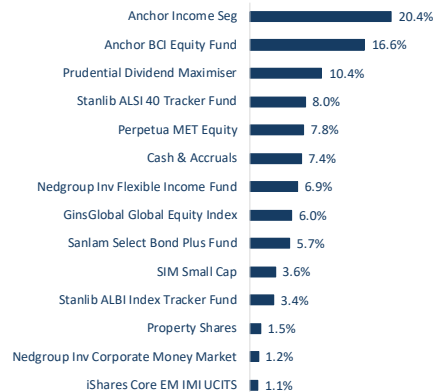


Annualised return is the weighted average compound growth rate over the period measured

ASSET ALLOCATION AT 28 FEB 2018



HOLDINGS AT 28 FEB 2018



MARKET COMMENTARY AT 28 FEB 2018

Asset Class Returns

Fear that the Fed might increase rates faster than expected extended the global selloff from January to February. SA Equities ended the month down 2.0% after dropping as much as 6.1% mid-month. The domestic property sector continued to be plagued by negative research reports and plunged 9.9%. This sector is now down almost 20% year-to-date. In contrast, Bonds rallied 3.9% following the election of Cyril Ramaphosa as State President. Cash yielded 0.6% and the Rand strengthened 0.6%.

RISK PROFILE: MODERATE

- | Low | Mod-Low | Mod | Mod-High | High |
|--|---------|-----|----------|------|
| <ul style="list-style-type: none"> This portfolio has a balanced exposure to various asset classes. It has more equity exposure than a low risk portfolio but less than a high-risk portfolio. In turn the expected volatility is higher than a low risk portfolio, but less than a high-risk portfolio. Where the asset allocation contained in this MDD reflect offshore exposure, the portfolio is exposed to currency risks The portfolio is exposed to equity as well as default and interest rate risks. The portfolio is suitable for medium term investment horizons The probability of losses is higher than that of a low risk portfolio, but less than a high-risk portfolio and moderate long term investment returns are expected. | | | | |

HIGH / LOW MONTHS BY YEAR

Dates	2016	2017	2018
High	2.2%	3.4%	0.7%
Low	-2.8%	-2.0%	0.0%

Drivers of returns:

The equity sectors displayed large variation. Financials appreciated 5.1%, mostly due the positive sentiment surrounding the South African economy. However, Industrials depreciated 3.5% and Resources were down 4.9%.

The increased volatility in the market was compounded by some company specific news causing some large stock price movements. Fortress B lost 47%, Resilient lost 40% and AngloGold Ashanti was down 18%. Banks dominated the top performing stocks, all appreciating more than 8% with FirstRand leading, up 11%.

FUND NAME

Anchor BCI Diversified Moderate Fund

ISIN NUMBER

ZAE000210605

INCEPTION DATE

1st February 2016

BENCHMARK

ASISA SA Multi Asset Medium Equity Category Average

MINIMUM INVESTMENTS

R25,000 lump sum
R1,000 monthly debit order

FUND CLASSIFICATION

SA Multi Asset Medium Equity

DISTRIBUTIONS

Semi-annual Declaration Date:
28 Feb/31 Aug
2016 Distribution (cpu): Aug 1.16
2017 Distribution (cpu): Feb 1.76;
Aug 1.82
2018 Distribution (cpu): Feb 1.98

PORTFOLIO VALUE

R71.05 million

UNIT PRICE

R109.03

FEES & FAIS DISCLOSURE

Initial fees BCI (incl VAT)	0.00%
Advisory Fee (Max) (incl VAT)	3.42%
Ongoing Advisory Fee (Max) (incl VAT)	1.14%
Annual Management Fee (incl VAT)	
Class A	1.31%
Performance fee	None
TER and Transaction Cost (incl VAT)	
Basic	1.62%
Portfolio Transaction Cost	0.16%
Total Investment Charge	1.78%

A higher TER ratio does not necessarily imply a poor return, nor does a low TER imply a good return. The current TER cannot be regarded as an indication of future TER's. Transaction Costs are a necessary cost in administering the Fund and impacts Fund returns. It should not be considered in isolation as returns may be impacted by many other factors over time including market returns, the type of Fund, the investment decisions of the investment manager and the TER. The TER and Transaction Costs cannot be determined accurately because of the short life span of the Fund. Calculations are based on actual data where possible and best estimates where actual data is not available. The TER and Transaction cost calculations are based upon the portfolio's direct costs for the financial year ended 31 August 2017, whilst the underlying portfolio's ratio and cost calculations are based upon their most recent published figures, being 31 December 2017.

FAIS CONFLICT OF INTEREST DISCLOSURE

Please note that your financial advisor may be a related party to the co-naming partner and/or BCI. It is your financial advisor's responsibility to disclose all fees he/she receives from any related party. The portfolios TER includes all fees paid by the portfolio to BCI, the trustees, the auditors, banks, the co-naming partner, underlying portfolios, and any other investment consultants/ managers as well as distribution fees and LISP rebates, if applicable. The portfolio's performance numbers are calculated net of the TER expenses. The investment manager earns a portion of the service charge and performance fees where applicable. In some instance portfolios invest in other portfolios which form part of the BCI Schemes. These investments will be detailed in this document, as applicable.

Boutique Collective Investments adopted the ASISA Standard on Effective Annual Cost ("EAC"). The EAC measure allows you to compare charges on your investments as well as their impact on your investment returns prior to investing. For further information regarding the ASISA Standard on Effective Annual Cost and access to the EAC calculator please visit our website at www.bcis.co.za.

SUBSCRIPTIONS

Valuation time	15h00
Transaction cut-off time	14h00
Payment reference	Initials and Surname

Please send proof of deposit to fax (011) 263 6152 or e-mail instructions@bcis-transact.co.za

DISCLAIMER

Boutique Collective Investments (RF) (Pty) Ltd ("BCI") is a registered Manager of the Boutique Collective Investments Scheme, approved in terms of the Collective Investments Schemes Control Act, No 45 of 2002 and is a full member of the Association for Savings and Investment SA. Collective Investment Schemes in securities are generally medium to long term investments. The value of participatory interests may go up or down and past performance is not necessarily an indication of future performance. The Manager does not guarantee the capital or the return of a portfolio. Collective Investments are traded at ruling prices and can engage in borrowing and scrip lending. A schedule of fees, charges and maximum commissions is available on request. BCI reserves the right to close the portfolio to new investors and reopen certain portfolios from time to time in order to manage them more efficiently. Performance figures quoted for the portfolio are from Morningstar, as at the date of this document for a lump sum investment, using NAV-NAV with income reinvested and do not take any upfront manager's charge into account. Income distributions are declared on the ex-dividend date. Actual investment performance will differ based on the initial fees charge applicable, the actual investment date, the date of reinvestment and dividend withholding tax. Investments in foreign securities may include additional risks such as potential constraints on liquidity and repatriation of funds, macroeconomic risk, political risk, foreign exchange risk, tax risk, settlement risk as well as potential limitations on the availability of market information.

Certain investments - including those involving futures, options, equity swaps, and other derivatives may give rise to substantial risk and might not be suitable for all investors. Boutique Collective Investments (RF) Pty Ltd retains full legal responsibility for the third party named portfolio. Although reasonable steps have been taken to ensure the validity and accuracy of the information in this document, BCI does not accept any responsibility for any claim, damages, loss or expense, however it arises, out of or in connection with the information in this document, whether by a client, investor or intermediary. This document should not be seen as an offer to purchase any specific product and is not to be construed as advice or guidance in any form whatsoever. Investors are encouraged to obtain independent professional investment and taxation advice before investing with or in any of BCI/the Manager's products.

FUND MANAGER COMMENTARY

The Anchor BCI Diversified Moderate Fund unchanged in February, outperforming the category average which depreciated by 1.0%.

The FTSE/JSE All Share Index depreciated 2.0%, in line with global sentiment. Most of the underlying equity funds in the portfolio outperformed the index. The Anchor BCI Equity fund end the month up 0.6% and was the best performing manager. The Perpetua SCI Equity fund was down 0.5%, Stanlib Alsi 40 tracker was down 1.0% whilst the SIM Small Cap fund depreciated 1.3%. The Prudential Dividend Maximiser fund lost 2.5%, partially due to the foreign exposure in the fund.

The effect of the global sell off was stronger in Emerging Markets than in Developed Markets. The iShares Core MSCI Emerging Markets ETF lost 4.6% whereas the GinsGlobal Global Equity Index fund was down 3.1%, in Dollar terms. The 0.6% strengthening in the Rand meant the funds ended the month down 5.2% and 3.7% respectively in Rands.

The All Bond Index gained 3.9%, largely due to the market believing that the new cabinet will be able to stabilise the finances of the country. The STANLIB ALBI Bond Index Tracker was up 4.5% whilst the Sanlam Select Bond Plus gained 3.6%.

Both income funds managed to outperform Cash, providing stability during a turbulent month for equities. The Nedgroup Investments Flexible Income fund was up 0.8% and the Anchor Flexible Income segregated mandate was up 1.0%.

FUND MANAGER



David Bacher has a B Com, PDM and is a CFA charter holder. He has extensive experience in the financial markets, having worked at Caveo Fund Solutions as a founding director and at Investment Solutions as a member of the investment team. David is CIO of the fund of hedge fund business at Corion.



Simon du Plooy has a MSc Financial Mathematics degree. He spent five years in the banking industry, at Absa and RMB, where he conducted risk analysis for trading desks and hedge funds. He joined Corion in 2009 as part of the investment team and in 2013 took on the role as Portfolio Manager.

INFORMATION AND DISCLOSURES

Investment Manager

Anchor Capital (Pty) Ltd is an authorised Financial Services Provider FSP 39834. Outsourced to Anchor Multi Management FSP 46549

- Additional information, including application forms, annual or quarterly reports can be obtained from BCI, free of charge or can be accessed on our website (www.bcis.co.za)
- Valuation takes place daily and prices can be viewed on our website (www.bcis.co.za) or in the daily newspaper.
- Actual annual percentage figures are available to existing investors on request.
- Upon request the Manager will provide the investor with quarterly portfolio investment holdings reports.

Management Company Information

Boutique Collective Investments (RF) (Pty) Ltd
 Catnia Building
 Bella Rosa Village, Bella Rosa Street
 Belville, 7530
 Tel: 021 007 1500/1/2 | 021 914 1880, Fax: 086 502 5319
 Email: clientservices@bcis.co.za
www.bcis.co.za

Custodian/Trustee Information

The Standard Bank South Africa Ltd
 Tel: 021 441 4100

