



# AS Forum BCI Moderate Fund of Funds

Minimum Disclosure Document  
Date of Issue : 15 November 2017

month ended 31 October 2017

## Portfolio Information

The portfolio is a moderate managed fund of funds. The investment objective is to provide the investor with a moderate level of capital growth over the medium to long term. The portfolio is suitable for the investor looking for protection against inflation coupled with capital accumulation and a reduced need for income. The maximum equity exposure within the portfolio will be limited to 60%.

Investments will be made across a spread of asset classes and (apart from assets in liquid form) invest in equity securities, property securities and non-equity securities. The fund may make use of both domestic and global managers. The asset allocation is compliant with Regulation 28 of the Pension Funds Act.

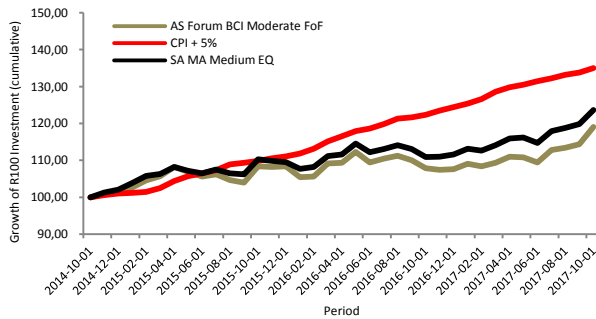
### Medium Risk

This portfolio has a balanced exposure to various asset classes. It has more equity exposure than a low risk portfolio but less than a high-risk portfolio. In turn the expected volatility is higher than a low risk portfolio, but less than a high-risk portfolio. Where the asset allocation contained in this MDD reflect offshore exposure, the portfolio is exposed to currency risks. The portfolio is exposed to equity as well as default and interest rate risks. The portfolio is suitable for medium term investment horizons. The probability of losses is higher than that of a low risk portfolio, but less than a high-risk portfolio and moderate long term investment returns are expected.

Fund Classification	SA Multi-Asset Medium Equity		
Benchmark	CPI + 5%		
Fund Size	R616 million		
Launch Date	1 November 2006		
Portfolio Manager	Tavonga Chivizhe and Investment Committee of A S Sure Investment Services		
Risk Classification	Low	Med *	High
JSE Code	MASM		
ISIN Code	ZAE000086864		

## Performance (Net of Fees)

Investment performance is for illustrative purposes only and calculated by taking actual initial fees and ongoing fees into account for amount shown with income reinvested on reinvestment date.



Annualised return is the weighted average compound growth rate over the period measured.

## Performance (Net of Fees) - Comparison

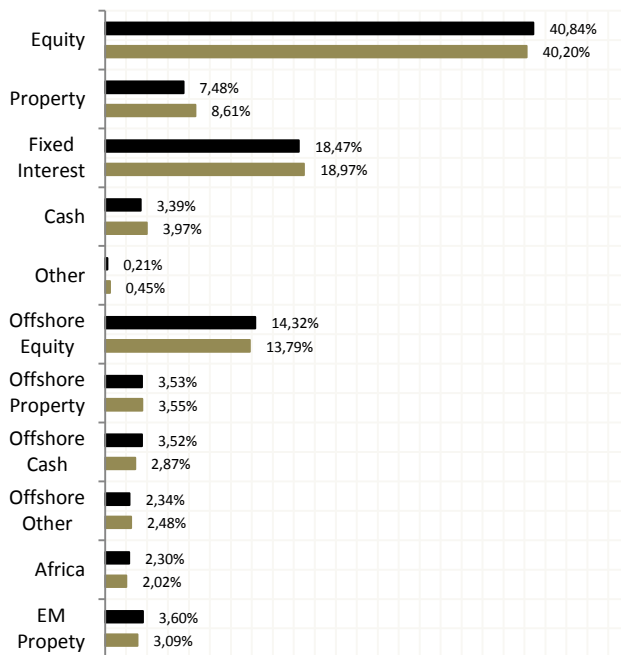
Period	Fund	CPI + 5%
Inception annualised	9,63%	11,04%
12 months	10,34%	10,30%
24 months (annualised)	4,80%	10,87%
36 months (annualised)	5,99%	10,52%

Annualised return is the weighted average compound growth rate over the period measured.

## Distribution Information

Feb-16	May-16	Aug-16	Nov-16
2.45		2.12	
Feb-17	May-17	Aug-17	Nov-17
2.20		1.79	

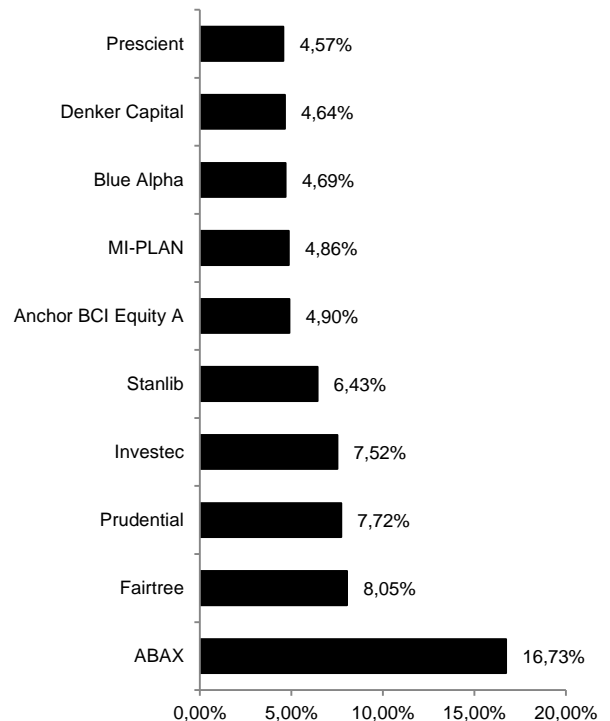
## Asset Allocation



■ 31 October 2017 AS Forum BCI Moderate FoF

■ 30 September 2017 AS Forum BCI Moderate FoF

## Manco Allocation



A S Sure Investment Services (Pty) Limited

Authorised Financial Services Provider (FSP # 8213)





# AS Forum BCI Moderate Fund of Funds

Minimum Disclosure Document

month ended 30 September 2017

Date of Issue : 15 November 2017

## Market Commentary

\*South African index returns are quoted in Rands, while all other return figures are quoted in USD terms.

The spotlight was on Minister Malusi Gigaba over the past month, as he delivered the 20<sup>th</sup> Medium-Term Budget Policy Statement. Minister Gigaba failed to offer the economy and Ratings agencies the policy certainty it currently needs. As a result, the market nervously reacted, pushing the 10-year Government bond yield from +8.8% to +9.4% (its highest since 2016).

Despite the volatile backdrop, the JSE closed the month mainly in the green, delivering +6.26% overall. Resources sustained their recovery since June of this year, posting a +6.37% return for the month. The star performer however, was the large rand-hedge industrial counters, returning 8.14% for the month. Financials posted the weakest sector return, at +2.1%.

In the US, equity markets continued to notch up higher, as favourable economic data showed a 3% year-on-year GDP growth, despite the recent hurricanes. The S&P500 closed the month 2.33% higher, ignoring the ongoing probe by special counsel Robert Mueller (into alleged Russian meddling in the 2016 U.S. presidential election, which could implicate President Donald Trump negatively), as well as uncertainty surrounding the new Fed chair.

October also saw the long-anticipated official announcement of Europe's plan on their Quantitative Easing program. The European Central Bank announced its intention to begin weaning the eurozone countries off billions of euros of monetary stimulus. This saw the Euro marginally losing some ground against some major currencies. Equity markets responded in kind, with MSCI Europe returning a flat 0.48%.

In Asia, Japan made the headlines, as Prime Minister Shinzo Abe was re-elected, following his overwhelming victory in a snap election. The equity market rallied by 8.1% in local currency terms, reaching a 21-year record high. Similarly, Chinese markets edged higher, as the China National Conference took place, solidifying President Xi Jinping's reign and vision. By month end, MSCI China's H-shares posted a +5.64% return, outperforming most major markets.

On the commodities front, the global oil benchmark, Brent crude (+7.9%), logged its fourth consecutive month-on-month gain, reaching a high of \$61.21/bbl. This was buoyed by reports that OPEC and other oil producers would extend production cuts beyond the current March 2018 end date.

\*All performance figures are quoted in US dollars, unless otherwise stated. All market performances are shown in their respective local currencies

## Fee Information

Distribution Frequency	Semi-annually: Feb and Aug
Payment Date	2 <sup>nd</sup> working day Mar and Sep
Minimum Lump Sum	R25 000
Minimum Monthly Investment	R 1 000
Advisory Fee (Maximum)	1.14% (incl VAT)
Initial Fee	0.00% (incl VAT)

## Highest and Lowest Monthly Returns

Year	Highest	Lowest
2016	3.35%	-2.71%
2015	4.22%	-1.49%
2014	1.41%	-0.78%
2013	4.08%	-2.84%
2012	2.32%	-0.31%

TER<sup>1</sup> 2.04% (incl VAT)

Annual Management Charge 1.31% (incl VAT)

Please note: A higher TER ratio does not necessarily imply a poor return, nor does a low TER imply a good return. The current TER cannot be regarded as an indication of future TER's. Transaction costs are a necessary cost in administering the Fund and impacts Fund returns.

It should not be considered in isolation as returns may be impacted by many other factors over time including market returns the type of fund the investments decisions of the investment manager and the TER.

The TER and Transaction cost were calculated based upon figures for the past financial year end 31 August 2017.

TER %: 2.04% \*PFC TER% 0.00% Transaction costs 0.43% Total Cost % 2.47%

\*Performance fees included in TER

Performance Fee: 15% (sharing rate) of outperformance above the benchmark (hurdle rate) over a 24 month rolling period, capped at 0.86% p.a. (incl VAT).

Please note that your financial advisor may be a related party to A S Sure Investment Services and/or Boutique Collective Investments (RF) (Pty) Ltd. It is your financial advisor's responsibility to disclose all fees received from any related party. The portfolio's Total Expense Ratio (TER) includes all fees paid by the portfolio to BCI, trustees, auditors, banks, the co-managing partner, underlying portfolios and any other investment consultants or managers, as well as distribution fees and LISP rebates, where applicable. The portfolio's performance numbers are calculated net of the TER expenses.

Performance fees will be calculated and accrued on a daily basis based upon the daily outperformance, in excess of the benchmark, multiplied by the share rate and paid over to the manager monthly

## Industry Accolades

Morningstar South Africa Fund Awards  
2014 Best Fund House (Small Range) (Finalist)\*

Morningstar South Africa Fund Awards  
2013 Best Fund House (Small Range) (Finalist)\*

Morningstar South Africa Fund Awards  
2013 South African-Multi Asset-High Equity Category (Second)\*

\* details available from A S Sure Investment Services (Pty) Ltd

Contact	Colin Meddows-Taylor
Telephone	+27 (0)11 591 0660
Email	<a href="mailto:colin@as-sure.co.za">colin@as-sure.co.za</a>
Website	<a href="http://www.as-sure.co.za">www.as-sure.co.za</a>

## Disclaimer

Boutique Collective Investments (RF) (Pty) Limited (BCI) is a registered Manager of the Boutique Collective Investments Scheme, approved in terms of the Collective Investments Schemes Control Act No 45 of 2002, and a full member of the Association for Savings & Investment SA. Collective Investment Schemes (CIS) in securities are generally medium to long term investments. The value of participatory interests may go down as well as up and past performance is not necessarily an indication of future performance. The Manager does not guarantee the capital or the return of a portfolio. Collective Investments are traded at ruling prices and can engage in borrowing and scrip lending. A schedule of fees, charges and maximum commissions is available on request. Upon request, the Manager will provide the investor with a report detailing quarterly portfolio investment holdings. BCI reserves the right to close the portfolio to new investors and reopen certain portfolios from time to time in order to manage them more efficiently. Additional information, including application forms, annual or quarterly reports can be obtained from BCI free of charge or can be accessed on the website, [www.bcis.co.za](http://www.bcis.co.za). Valuations take place daily and prices can be viewed on the website, [www.bcis.co.za](http://www.bcis.co.za) or in the daily newspaper. Performance fees are calculated and accrued on a daily basis based upon the daily outperformance, in excess of the benchmark, multiplied by the share rate and paid over to the Manager monthly. Performance figures quoted the portfolio are from Morningstar as at the date of this Minimum Disclosure Document for a lump sum investment, using NAV-NAV with income reinvested and do not take any upfront Manager's charge into account. Income distributions are declared on the ex-dividend date. Actual investment performance will differ based on the initial fees charge applicable, the actual investment date, the date of reinvestment and dividend withholding tax. Actual annual performance figures are available to existing investors on request. Investments in foreign securities may include additional risks such as potential constraints on liquidity and repatriation of funds, macroeconomic risk, political risk, foreign exchange risk, tax risk, settlement risk as well as potential limitations on the availability of market information. Certain investments - including those involving futures, options, equity swaps, and other derivatives may give rise to substantial risk and might not be suitable for all investors. Boutique Collective Investments (RF) (Pty) Limited retains full legal responsibility for the third party named portfolio. Although reasonable steps have been taken to ensure the validity and accuracy of the information in this document, BCI does not accept any responsibility for any claim, damages, loss or expense, however it arises, out of or in connection with the information in this document, whether by a client, investor or intermediary. This document should not be seen as an offer to purchase any specific product and is not to be construed as advice or guidance in any form whatsoever. Investors are encouraged to obtain independent professional investment and taxation advice before investing with or in any of BCI/the Manager's products. A fund of funds is a portfolio that invests in portfolios of collective investment schemes that levy their own charges, which could result in a higher fee structure. Full details and basis of the award is available from the manager. Boutique Collective Investments adopted the ASISA Standard on Effective Annual Cost ("EAC"). The EAC measure allows you to compare charges on your investments as well as their impact on your investment returns prior to investing. For further information regarding the ASISA Standard on Effective Annual Cost and access to the EAC calculator please visit our website at [www.bcis.co.za](http://www.bcis.co.za) Custodian: The Standard Bank of South Africa Limited | Tel: 021 441-4100. Boutique Collective Investments (RF) (Pty) Limited: Catnia Building, Bella Rosa Office Park, Durban Road, Bellville, 7530. Tel: 021 007 1500/1/2, Fax: 086 502 5319, Email: [clientservices@bcis.co.za](mailto:clientservices@bcis.co.za). Website [www.bcis.co.za](http://www.bcis.co.za).



A S Sure Investment Services (Pty) Limited

Authorised Financial Services Provider (FSP # 8213)



Awards 2013



Awards 2014

BOUTIQUE COLLECTIVE INVESTMENTS