

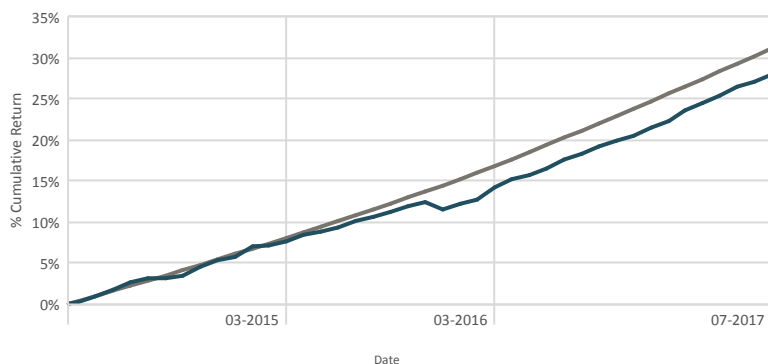
**+** INVESTMENT OBJECTIVE

The BCI Best Blend Flexible Income Fund is a specialist multi managed income portfolio with an objective to achieve a high level of sustainable income and stability of capital invested.

**+** INVESTMENT UNIVERSE

In order to achieve its objective, the investments normally to be included in the portfolio may comprise a combination of assets in liquid form, money market instruments, bonds, debentures, convertible securities, cash deposits, corporate debt, listed property, preference shares, non-equity securities, equity securities and any other securities which are considered to be consistent with the portfolio's primary objective and the Act or the Registrar may allow from time to time, all to be acquired at fair market value.

**+** PERFORMANCE (Net of Fees)



— BCI Best Blend Flexible Income Fund  
— Benchmark

Cumulative (%)	1 Year	3 Years	5 Years	10 Years	Since Inception
<b>Fund</b>	8.89	24.21	-	-	28.04
<b>Benchmark</b>	9.11	27.65	-	-	31.21
<b>Annualised (%)</b>					
<b>Fund</b>	8.89	7.49	-	-	7.58
<b>Benchmark</b>	9.11	8.48	-	-	8.36

\* Inception date: 17 Mar 2014

\*\* Annualised return is the weighted average compound growth rate over the period measured.

**Highest and lowest calendar year performance since inception**

<b>High</b>	8.97
<b>Low</b>	5.45

**MONTHLY RETURNS**

	JAN	FEB	MAR	APR	MAY	JUN	JUL	AUG	SEP	OCT	NOV	DEC	YTD
<b>2017</b>	0.7	1.1	0.7	0.8	0.9	0.4	0.8	-	-	-	-	-	5.37
<b>2016</b>	0.6	0.5	1.3	0.9	0.5	0.7	0.9	0.6	0.8	0.6	0.5	0.8	8.97
<b>2015</b>	1.2	0.1	0.5	0.7	0.3	0.5	0.7	0.5	0.5	0.7	0.4	-0.7	5.45
<b>2014</b>	-	-	-	0.8	0.8	0.9	0.5	0.0	0.3	1.1	0.7	0.5	5.56

**FUND INFORMATION**

Portfolio Manager:	Boutique Investment Partners
Launch date:	17 Mar 2014
Portfolio Value:	R 2 361 991 991
NAV Price (Fund Inception):	100 cents
NAV Price as at month end:	105.18 cents
JSE Code:	BBBFC
ISIN Number:	ZAE000188157
ASISA Category:	SA - Multi Asset - Income
Benchmark:	STeFI call deposit rate plus 2% p.a.
Minimum lump sum:	R 25 000
Minimum monthly Investment:	R 1 000
Valuation:	Daily
Valuation time:	15:00
Transaction time:	14:00
Date of Income Declaration:	28 Feb/31 May/31 Aug/30 Nov
Date of Income Payment:	2nd day of Mar/Jun/Sep/Dec

**Income Distribution (cpu)**

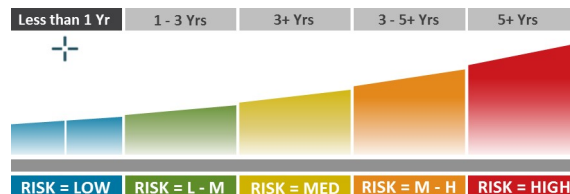
2017 Income Distribution:	3.50 cpu
2016 Income Distribution:	6.68 cpu

**FEE STRUCTURE**

Annual Service Fee:	0.86 % (Incl. VAT)
Initial Advisory Fee (Max):	3.42% (Incl. VAT)
Annual Advice Fee:	0 - 1.14% (if applicable)
Initial Fee:	0.00% (Incl. VAT)
Performance Fee:	None

* <b>Total Expense Ratio (TER):</b>	0.78% (Incl. VAT)
Performance fees incl in TER:	0.00% (Incl. VAT)
<b>Portfolio Transaction Cost:</b>	0.02% (Incl. VAT)
<b>Total Investment Charge:</b>	0.80% (Incl. VAT)

**RISK PROFILE**

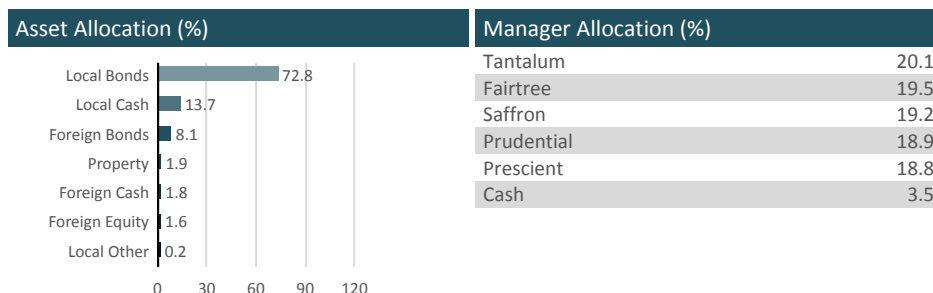


**Low Risk**

- This portfolio has no equity exposure, resulting in low risk, stable investment returns
- The portfolio is not directly exposed to currency risk, but it is exposed to default and interest rate risks.
- The portfolio is suitable for shorter term investment horizons.



**PORTFOLIO HOLDINGS**



**INFORMATION AND DISCLOSURES**

**Risks**

Where foreign securities are included in the portfolio there may be additional risks such as potential constraints on liquidity and repatriation of funds, macroeconomic risk, political risk, foreign exchange risk, tax risk, settlement risk as well as potential limitations on the availability of market information. Certain investments - including those involving futures, options, equity swaps, and other derivatives may give rise to substantial risk and might not be suitable for all investors.

**\* Total Expense Ratio (TER)**

Please note: A higher TER ratio does not necessarily imply a poor return, nor does a low TER imply a good return. The current TER cannot be regarded as an indication of future TER's. Transaction Costs are a necessary cost in administering the Fund and impacts Fund returns. It should not be considered in isolation as returns may be impacted by many other factors over time including market returns, the type of Fund, the investment decisions of the investment manager and the TER. The TER and Transaction cost is calculated for the 3 year period / since inception (annualised) ending 31 March 2017.

**Effective Annual Cost:** Boutique Collective Investments adopted the ASISA Standard on Effective Annual Cost ("EAC"). The EAC measure allows you to compare charges on your investments as well as their impact on your investment returns prior to investing. For further information regarding the ASISA Standard on Effective Annual Cost and access to the EAC calculator please visit our website at [www.bcis.co.za](http://www.bcis.co.za).

**Fund**

* Total Expense Ratio (TER)	Transactional Cost (TC)	Total Investment Charge (TER & TC)
0.78%	0.02%	0.80%
Of the value of the Fund was incurred as expenses relating to the administration of the Fund.	Of the value of the Fund was incurred as costs relating to the buying and selling of the assets underlying the Fund.	Of the value of the Fund was incurred as costs relating to the investment of the Fund.

**Investment Manager**

Boutique Investment Partners (Pty) Ltd is an authorised Financial Service Provider FSP 45011. Appointed sub-managers: Tantalum Capital (FSP 21595) | Fairtree Capital (FSP 25917) | Saffron Wealth Management (FSP 34638) | Prudential Portfolio Managers (FSP 615) | Prescient (FSP 612).

- ✦ Additional information, including application forms, annual or quarterly reports can be obtained from BCI, free of charge or can be accessed on our website [www.bcis.co.za](http://www.bcis.co.za).
- ✦ Valuation takes place daily and prices can be viewed on our website ([www.bcis.co.za](http://www.bcis.co.za)) or in the daily newspaper.
- ✦ Actual annual performance figures are available to existing investors on request.
- ✦ Upon request the Manager will provide the investor with portfolio quarterly investment holdings reports.

**Management Company Information**

Boutique Collective Investments (RF) (Pty) Limited  
 Catnia Building,  
 Bella Rosa Village, Bella Rosa Street,  
 Bellville, 7530  
 Tel: 021 007 1500/1/2 021 914 1880 + Fax: 086 502 5319  
 + Email: [clientservices@bcis.co.za](mailto:clientservices@bcis.co.za) + [www.bcis.co.za](http://www.bcis.co.za)

**Custodian / Trustee Information**

The Standard Bank of South Africa Limited  
 Tel: 021 441 4100



**DISCLAIMER**

Boutique Collective Investments (RF) (Pty) Ltd ("BCI") is a registered Manager of the Boutique Collective Investments Scheme, approved in terms of the Collective Investments Schemes Control Act, No 45 of 2002 and is a full member of ASISA. Collective Investment Schemes in securities are generally medium to long term investments. The value of participatory interests may go up or down and past performance is not necessarily an indication of future performance. BCI does not guarantee the capital or the return of a portfolio. Collective Investments are traded at ruling prices and can engage in borrowing and scrip lending. A schedule of fees, charges and maximum commissions is available on request. BCI reserves the right to close the portfolio to new investors and reopen certain portfolios from time to time in order to manage them more efficiently. Additional information, including application forms, annual or quarterly reports can be obtained from BCI, free of charge. Performance figures quoted for the portfolio are from Morningstar, as at the date of this minimum disclosure document for a lump sum investment, using NAV-NAV with income reinvested and do not take any upfront manager's charge into account. Income distributions are declared on the ex-dividend date. Actual investment performance will differ based on the initial fees charge applicable, the actual investment date, the date of reinvestment and dividend withholding tax. BCI retains full legal responsibility for the third party named portfolio. Although reasonable steps have been taken to ensure the validity and accuracy of the information in this document, BCI does not accept any responsibility for any claim, damages, loss or expense, however it arises, out of or in connection with the information in this document, whether by a client, investor or intermediary. This document should not be seen as an offer to purchase any specific product and is not to be construed as advice or guidance in any form whatsoever. Investors are encouraged to obtain independent professional investment and taxation advice before investing with or in any of BCI's products. Income funds derive their income from interest-bearing instruments in accordance with Section 100(2) of the Act. The yield is a current yield and is calculated daily.